

Gravity: Inverted Universal Globe Spin Theory – 10/28/2007

William D. Short, Balderston Drive, Exton PA, USA

Specific Topic: #1 original thought, a normal “Spinning Motion” creates an “Outward Directed Pulling Force” and somehow the “Ball needs to get into the Middle” in order to create an “Inward Directed Pulling Force”.

Exhibit: Section A – 1 – A

Date: 10/28/2007

This illustration is the “very first thought” that came to my mind on the subject at hand, Gravity. If one were to simply stand in a fixed position holding on to a piece of rope, and attached to this rope is a ball, (the ball represents mass) and then if one were to simply rotate around in this fixed position, (creating a spinning motion) the clear outcome would be that an “Outward Directed Pulling Force” would be both created and maintained as long as the ball stayed in motion. This “Outward Directed Pulling Force” will increase and decrease depending upon the mass of the object along with the speed by which the person is rotating the object. The only and immediate question then that came to my mind was **“how do I get the ball in the middle in order to create and maintain an Inward Directed Center of Gravity”**, or put in other words, a Center of Gravity that would pull everything towards “Earth’s Center Core”?

What was very clear in my mind at the time was that the “Outward Directed Pulling Force” was based upon the mass of the ball and the spinning activity of the ball, and that if I could somehow get the **“Ball in the Middle”** and not away from me then an “Inward Directed Center of Gravity” would be found. It made absolutely no sense in my mind that mass possesses gravity “in and of it self”. As if in a rock there would be found an “Element of Gravity in and of itself”, or as if a feather “in and of itself” would possess an “Element of Gravity”. It was simply not logical especially when I could create the same force but in an opposite way if I were to merely stand in one place and rotate a heavy object around tied to a rope.

There is a major difference between observing the “affects of gravity” and “understanding the cause of gravity” and this was getting lost in believing that mass “in and of it self” possessed gravity. But what was logical, factual, and evident for anyone and everyone to see was that mass in motion was both creating and maintaining an “Outward Directed Pulling Force” when a person simply spins an object, and that we also all know the Earth is spinning!

The idea that a bigger object is somehow attracting a smaller object to itself because it possesses more gravity “in and of itself” made no logical sense. I could not see any factual evidence in my life to support such a claim. Then to be told that somehow we are to believe an idea without any factual evidence, and to further claim that you are unable to really test the theory because of the largeness of mass we live on, (our Planet Earth) was certainly a reach and hardly scientific.

It became in my mind a theory without any sense of reality and a reach.

Copyright © All Rights Reserved, 2007

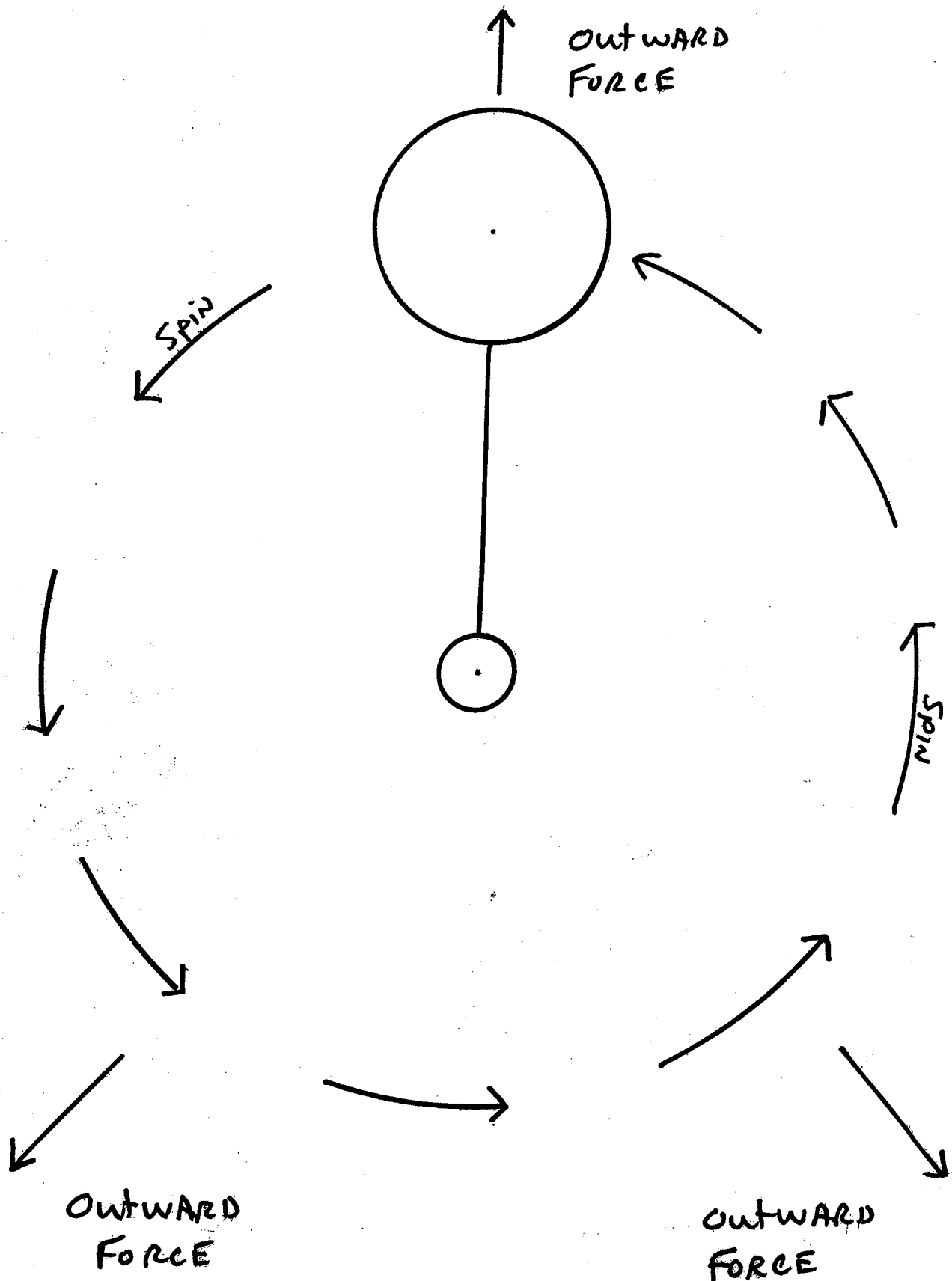
Gravity: Inverted Universal Globe Spin Theory – 10/28/2007

William D. Short, Balderston Drive, Exton PA, USA

Specific Topic: #1 original thought, a normal “Spinning Motion” creates an “Outward Directed Pulling Force” and somehow the “Ball needs to get into the Middle” in order to create an “Inward Directed Pulling Force”.

Exhibit: Section A – 1 – A

Date: 10/28/2007



Gravity: Inverted Universal Globe Spin Theory – 10/28/2007

William D. Short, Balderston Drive, Exton PA, USA

Specific Topic: #2 original thought, No Spin, No Gravity.

Exhibit: Section A – 1 – B

Date: 10/28/2007

This illustration is a continuation of the “Spin Idea”. The Earth spins, the Sun spins, but in empty space, parts of Outer Space there is no spinning taking place and there is also no gravity taking place. This is a factual observance.

Also shown here is the idea that gravity is an “Inward Directed Pulling Force”, and not an “Outward Directed Pulling Force”.

Copyright © All Rights Reserved, 2007

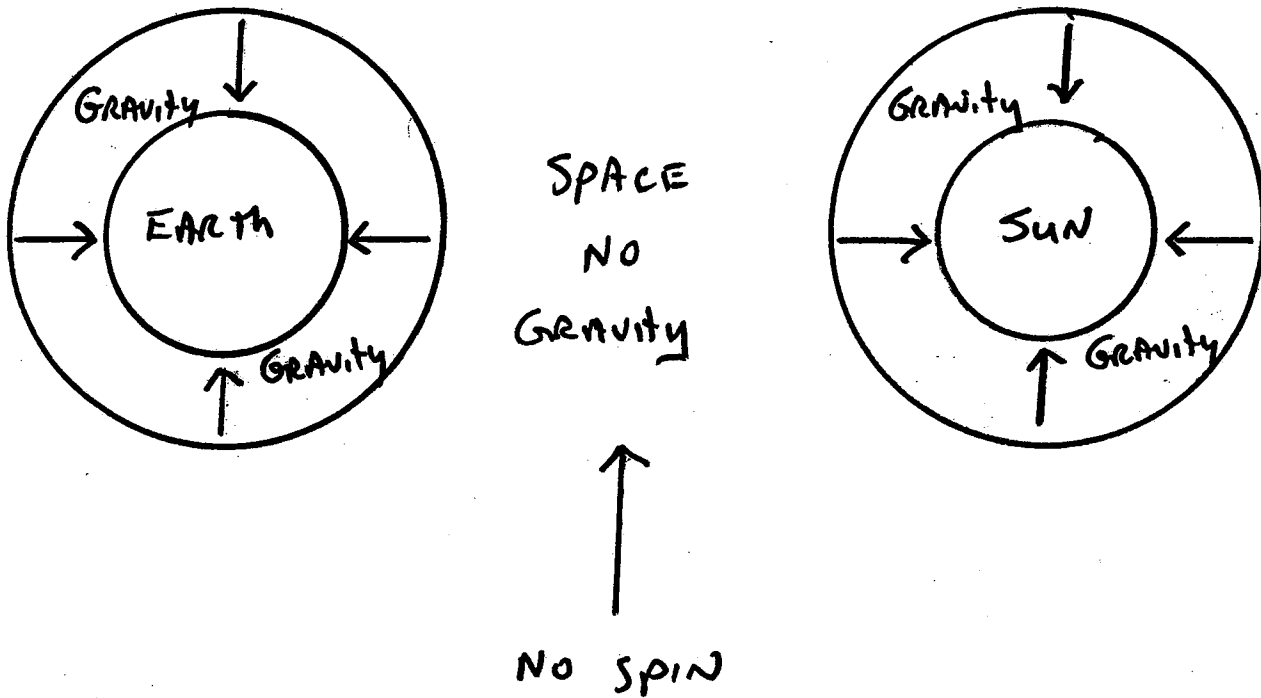
Gravity: Inverted Universal Globe Spin Theory – 10/28/2007

William D. Short, Balderston Drive, Exton PA, USA

Specific Topic: #2 original thought, No Spin, No Gravity.

Exhibit: Section A – 1 – B

Date: 10/28/2007



TURNING THEORY – ROTATION Affect

Gravity: Inverted Universal Globe Spin Theory – 10/28/2007

William D. Short, Balderston Drive, Exton PA, USA

Specific Topic: #3 original thought, an “Inward Directed Pulling Force” will take place when through an “Inverted Spin”.

Exhibit: Section A – 1 – C

Date: 10/28/2007

This illustration represents an idea that came to mind, that in order to “Create an Inward Directed Center of Gravity” the object in the middle must be rotating in the opposite direction of the larger object. **That somehow this is how it works!** That the force will change from an “Outward Directed Pulling Force” to an “Inward Directed Pulling Force” if the object in the middle would find itself rotating in the opposite direction of the larger object.

It was labeled as the “**Original Inverted Spin Theory**” and it was first thought that each Planet, or Sun is somehow “Spring Loaded” in order to create this inversion. While it was later reasoned and found that Stars and Planets are not “Spring Loaded” the “**Inverted Spin**” **concept was right on. The idea that there was an object inside another object moving in the opposite direction of the larger object later proved to be a correct idea and the way an “Inward Directed Center of Gravity” works!** This became the very cornerstone for figuring out, or discovering the “Inverted Universal Globe Spin Theory”. The mechanics of how it was working still needed to be figured out and even the figuring out did not fully come until December 11, 2007, when all the arrows were headed in the right direction and the “Global Spin Model” was developed. It was then that Gravity became very simple for all to understand and model for themselves.

This leap of logic: “that by placing a smaller object in the middle of a larger object, and having the smaller object travel in the opposite direction of the larger object to create an “Inward Directed Center of Gravity” is the very foundation for figuring out how to get the ball in the middle”. **An inverted spin creates an “Inward Directed Center of Gravity”, as it gets the “Ball in the Middle”.** The application or how I thought it was working at first was incorrect, but an “Inward Directed Center of Gravity” is basically an inward directed pulling force that is directed towards the center core of an object by way of an inverted spin, and that was becoming very clear in my mind.

At this point I knew what was happening, but I just could not figure out how it was happening. The major break came the next day, but all the details were not fully developed until December 11, 2007. So please keep this in mind as you review each description and illustration. I do not want to loose the sequence of events. On the other hand I do not want to confuse the readers of this document as well.

Copyright © All Rights Reserved, 2007

Gravity: Inverted Universal Globe Spin Theory – 10/28/2007

William D. Short, Balderston Drive, Exton PA, USA

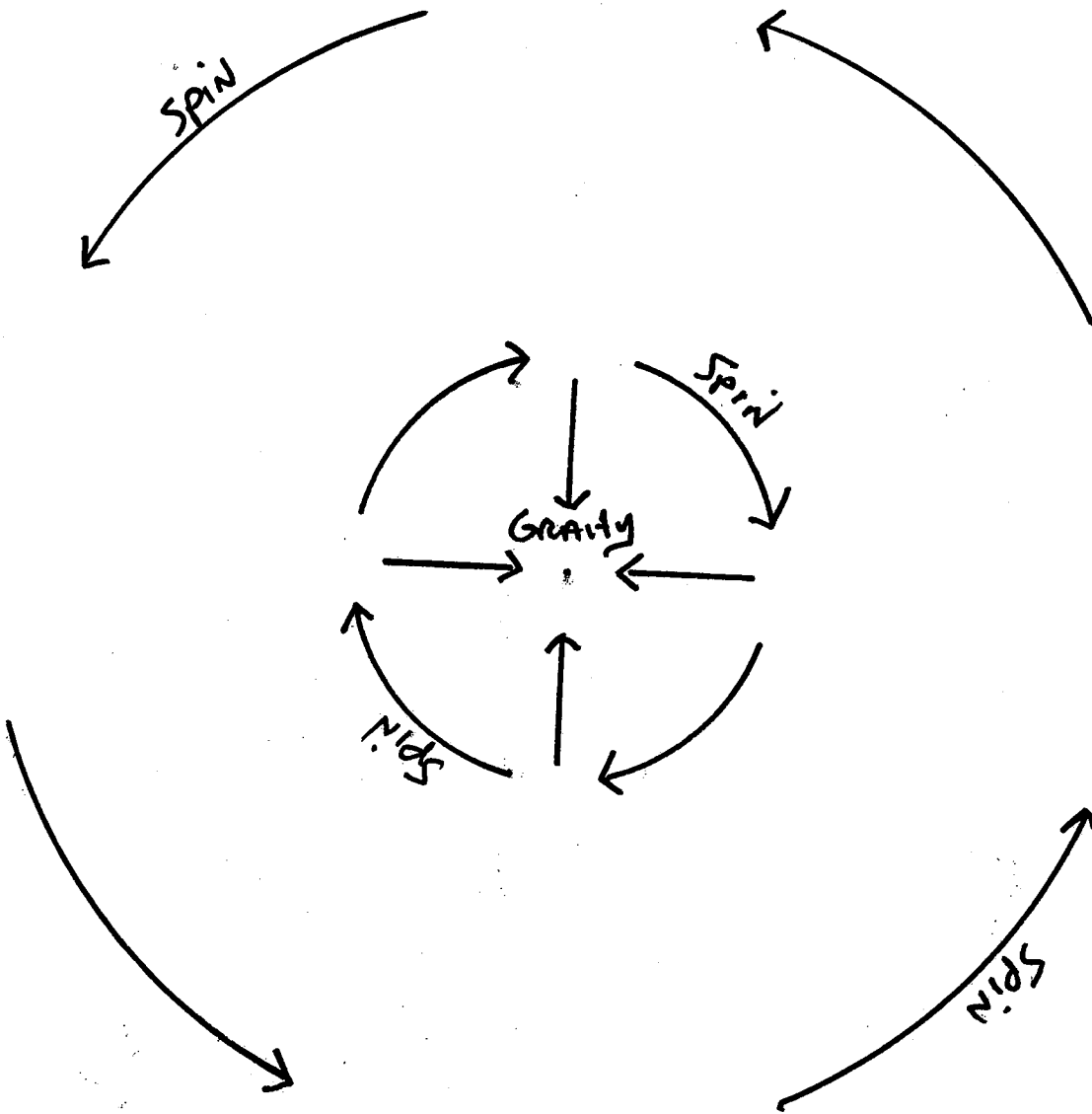
Specific Topic: #3 original thought, an “Inward Directed Pulling Force” will take place when through an “Inverted Spin”.

Exhibit: Section A – 1 – C

Date: 10/28/2007

ORIGINAL INVERTED SPIN THEORY

EACH SYSTEM - WORLD IS
AN INVERTED SPIN
SPRING LOADED



Gravity: Inverted Universal Globe Spin Theory – 10/28/2007

William D. Short, Balderston Drive, Exton PA, USA

Specific Topic: #4 original thought, ruling out a “Pull thru Theory”.

Exhibit: Section A – 2 – A

Date: 10/28/2007

This illustrates a continued process of thinking through the “Outwards, or Inward Directed Pulling Force” idea, and ways in which it could not work.

Ruling out or eliminating other possibilities was needed. The “Pull Thru Theory” does not work. It is not logical and it has no factual basis to believe that this is how it works.

Copyright © All Rights Reserved, 2007

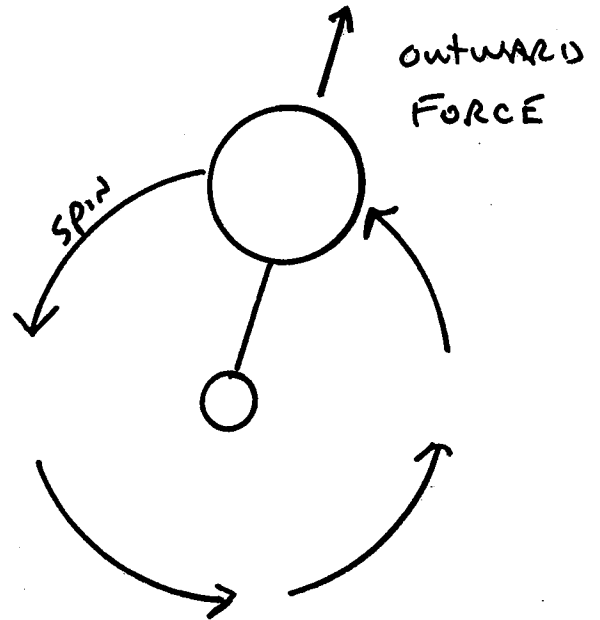
Gravity: Inverted Universal Globe Spin Theory - 10/28/2007

William D. Short, Balderston Drive, Exton PA, USA

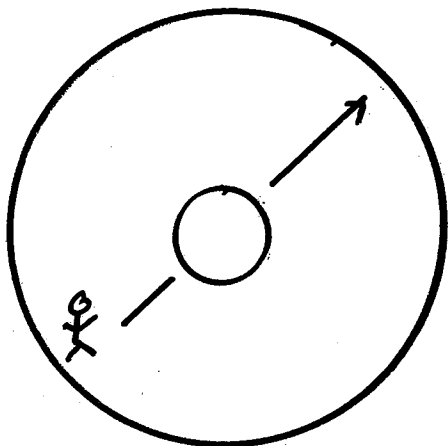
Specific Topic: #4 original thought, ruling out a "Pull thru Theory".

Exhibit: Section A - 2 - A

Date: 10/28/2007



Pull Thru Theory - DOES NOT WORK



Gravity: Inverted Universal Globe Spin Theory – 10/28/2007

William D. Short, Balderston Drive, Exton PA, USA

Specific Topic: #5 original thought, Cyclones and Water Drains to Consider, Rotating in Opposite Directions.

Exhibit: Section A – 2 – B

Date: 10/28/2007

This illustration illustrates a comment made by some other friends we had over the second night; “that above the equator Water Drains rotated one way and below the equator Water Drains rotate in the opposite direction, and that I may also want to look into Cyclones as well”.

To show you just how much I did not know at the time, all the directional arrows were drawn going in the wrong direction.

Had I known the actual direction a Water Drain rotate here on Earth at the time, I would have then shown how in the Northern Hemisphere a Water Drain rotating “Counterclockwise” and the Southern Hemisphere a Water Drain rotate “Clockwise”. I found out later that this is what is referred to as the “Coriolis Effect”.

Copyright © All Rights Reserved, 2007

Gravity: Inverted Universal Globe Spin Theory – 10/28/2007

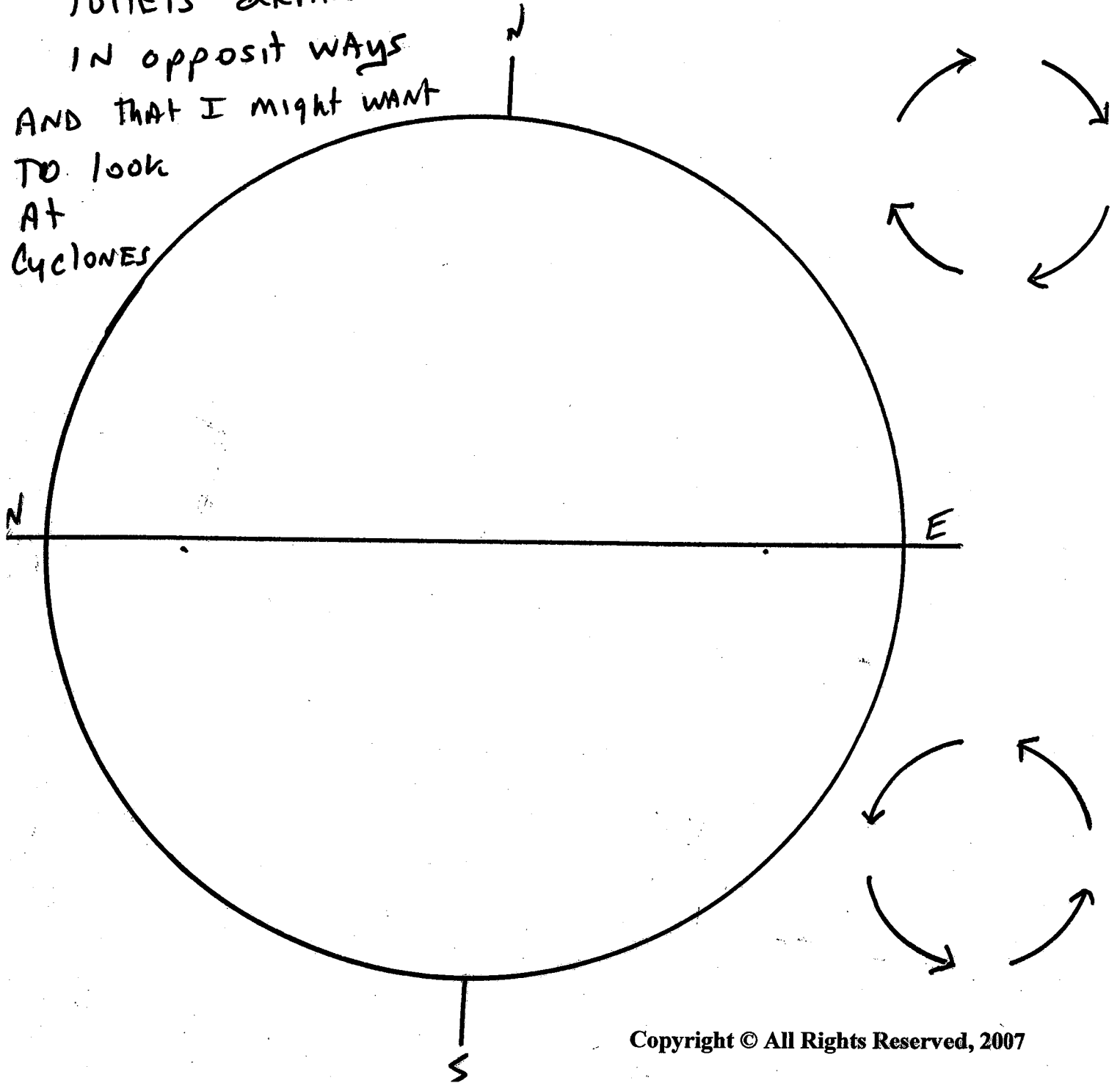
William D. Short, Balderston Drive, Exton PA, USA

Specific Topic: #5 original thought, Cyclones and Water Drains to Consider, Rotating in Opposite Directions.

Exhibit: Section A – 2 – B

Date: 10/28/2007

WAS TOLD BY A FRIENDS
THAT BELOW EQUATOR
TOILETS DRAIN
IN OPPOSITE WAYS
AND THAT I MIGHT WANT
TO LOOK
AT
CYCLONES



Gravity: Inverted Universal Globe Spin Theory – 10/28/2007

William D. Short, Balderston Drive, Exton PA, USA

Specific Topic: # 6 original thought, Discovery Found, Our Earth is inside a rather large Universal Globe that is spinning in the Opposite Direction our Earth is spinning, and this is creating and maintaining an “Inward Directed Center of Gravity”, WOW!

Exhibit: Section A – 3 – A

Date: 10/29/2007

This illustrates the Discovery that an “Inward Directed Pulling Force”, an “Inward Directed Center of Gravity” is created and maintained on Earth by the Earth spinning inside a very large Universal Globe, and that this Universal Globe must logically be spinning in the very opposite direction the Earth is spinning for an “Inward Directed Center of Gravity” to take place.

It is the most primitive of drawings. The arrows representing the Universal Globe as well as the Earth and the Sun were later found to be going in the wrong direction. It was later that it was realized that the Earth and the Sun rotate from the West into the East, or “Counterclockwise”. Therefore the Universal Globe must therefore logically be rotating from the East into the West, or “Clockwise” in order to create and maintain an “Inward Directed Center of Gravity” on an on going basis here on Earth.

In addition it was also first thought that Earth’s North would point towards the Universal Globe’s “True North”, and later it was found that this was not to be the logical case. Later it was reasoned that it would only be required for them to be parallel at all times with each other.

So you are driving to work in your car as you have this idea pop into your mind, “that our Earth is inside a Universal Globe and that the Earth is rotating in the opposite direction of the Universal Globe”. You see this picture in you mind for the first time, and you think six thoughts in the span of about ten seconds, (1) the “Ball is now in the Middle”, WOW, (2) what a Big Picture to see, WOW (3) could I be the only person who sees this, and what if I die on the way to work and the idea die with me? (4) this whole thing is absolutely crazy (5) but it makes perfect sense, it rings of truth (6) it is the only way it could work the more I think about it (7) and finally... why me?

The idea of how gravity works never even came into my mind until three days ago.

Copyright © All Rights Reserved, 2007

Gravity: Inverted Universal Globe Spin Theory - 10/28/2007

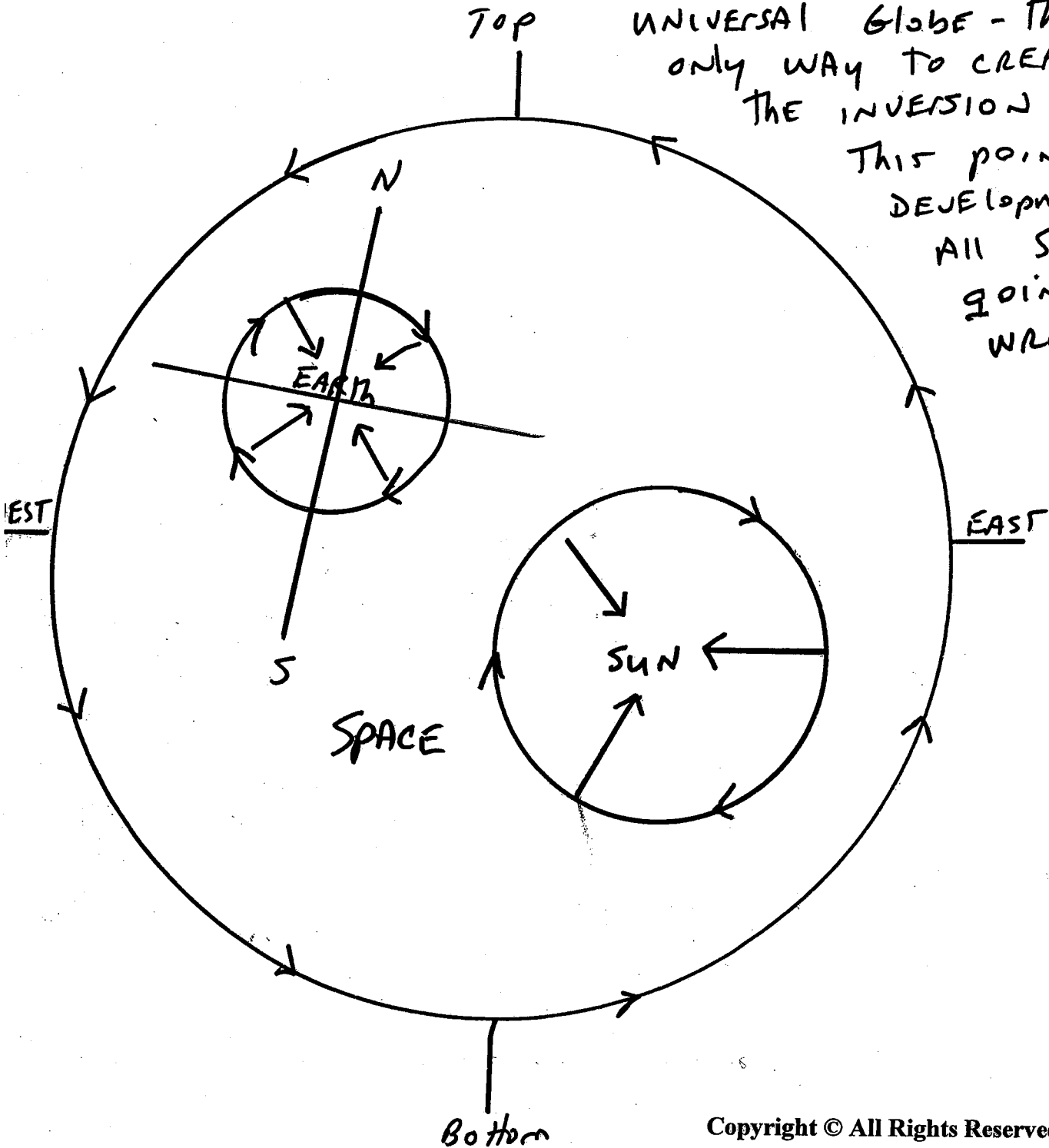
William D. Short, Balderston Drive, Exton PA, USA

Specific Topic: # 6 original thought, Discovery Found, Our Earth is inside a rather large Universal Globe that is spinning in the Opposite Direction our Earth is spinning, and this is creating and maintaining an "Inward Directed Center of Gravity", WOW!

Exhibit: Section A - 3 - A

Date: 10/29/2007

Monday morning on way
to work it came to me
we are inside a
universal globe - the
only way to create
the inversion - at
this point of
development
all spins are
going the
wrong way



Gravity: Inverted Universal Globe Spin Theory – 10/28/2007

William D. Short, Balderston Drive, Exton PA, USA

Specific Topic: #7 original thought, Side View, Right Direction of Arrows, we are Fractal of a much Bigger Universe. There must be a Universal True Axis as well.

Exhibit: Section A – 5 – A

Date: 10/29/2007

This drawing illustrates that above the equator it was found that storms (Cyclones, Typhoons, and Hurricanes) rotate in a “Counterclockwise” direction, and that below the equator storms rotate in a “Clockwise” direction. This has been described as the “Coriolis Effect”.

This was the beginning of gathering factual evidence in support of an “Inverted Universal Globe Spin Theory”.

Our Earth’s spinning into or against a Universal Globe’s spin is creating this phenomenon.

This drawing will also show the correct direction of the Earth’s rotation as well as the Universal Globe’s rotation.

Originally it was thought that our North Star must point towards the Universal Globe’s True North, later this idea was found out not be logically the case, but only that it must remain parallel at all times.

It is logically reasoned to believe that the Universal Globe would be on Axis and it would be the “True Axis”, this logical belief still remains to be correct.

What was also logically realized at this point is was that our Earth is just fractal of a much bigger Universe. In other words, we have a North, as would the Universal Globe. We are round as would the Universal Globe. We have an East and a West as would a Universal Globe. Fractals are all around us, and they are found in our Universe as well. This is accepted Science.

Copyright © All Rights Reserved, 2007

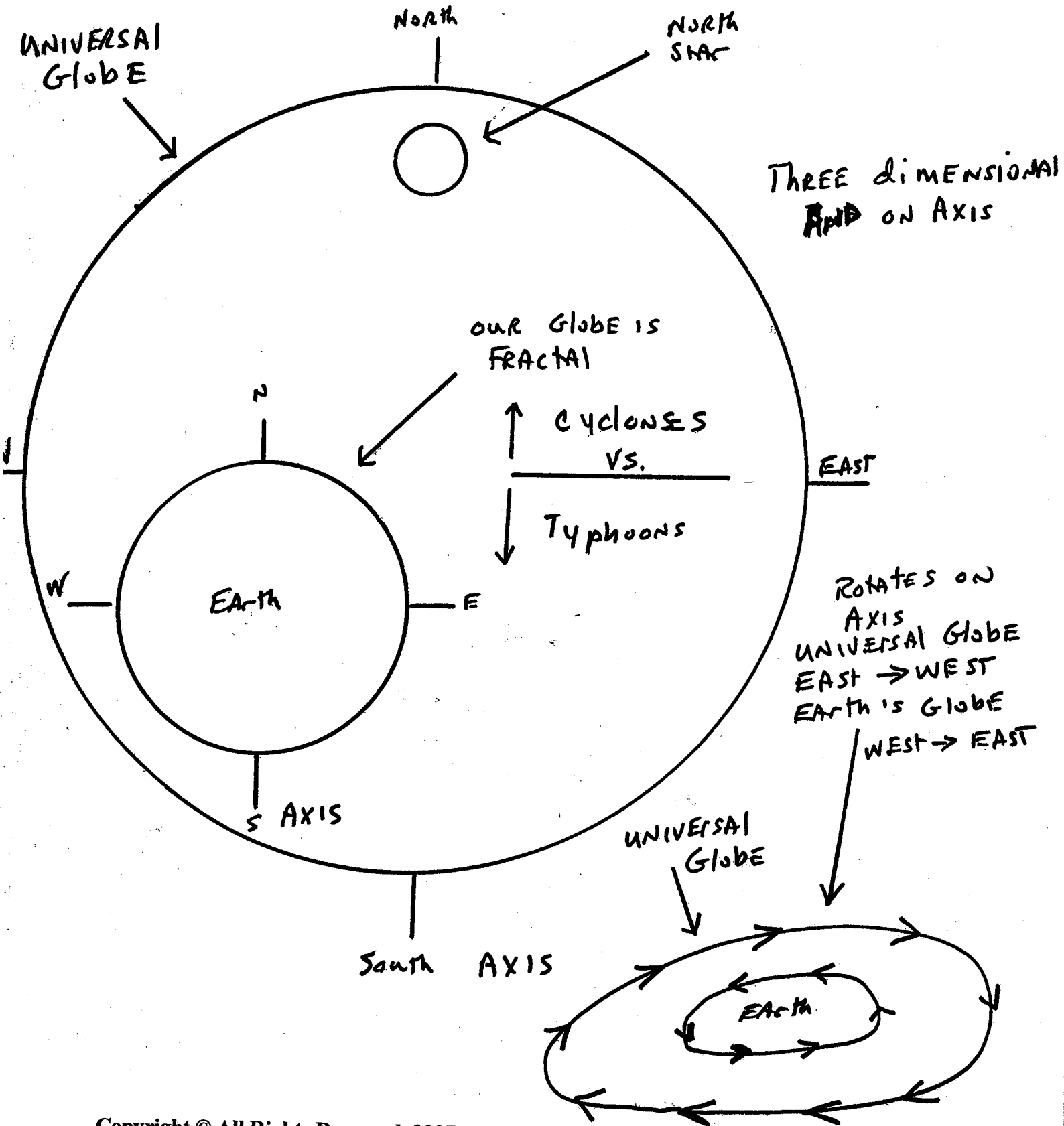
Gravity: Inverted Universal Globe Spin Theory - 10/28/2007

William D. Short, Balderston Drive, Exton PA, USA

Specific Topic: #7 original thought, Side View, Right Direction of Arrows, we are Fractal of a much Bigger Universe. There must be a Universal True Axis as well.

Exhibit: Section A - 5 - A

Date: 10/29/2007



Gravity: Inverted Universal Globe Spin Theory – 10/28/2007

William D. Short, Balderston Drive, Exton PA, USA

Specific Topic: #8 original thought, the Ball is now in the Center/Middle, Creating and Maintaining an Inward Directed Center of Gravity.

Exhibit: Section A – 5 – B

Date: 10/29/2007

This drawing is simply an illustration of getting the “Ball in the Middle”, which is creating and maintaining an “Inward Directed Pulling Center of Gravity”.

Later this idea would be developed, but essentially the idea is made, the “Pulling Force” is now towards the center, and it keeps our feet on the ground.

Copyright © All Rights Reserved, 2007

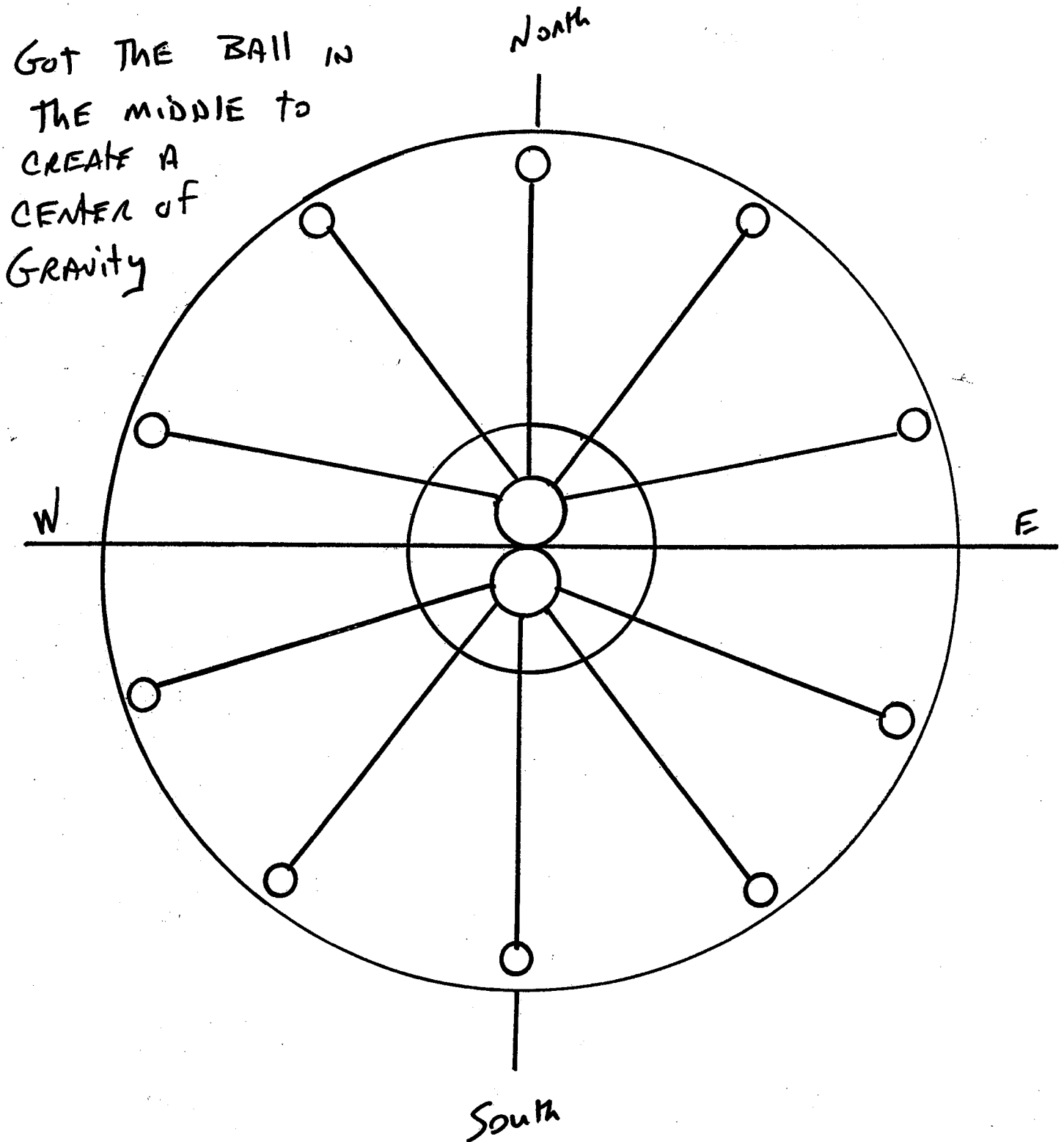
Gravity: Inverted Universal Globe Spin Theory – 10/28/2007

William D. Short, Balderston Drive, Exton PA, USA

Specific Topic: #8 original thought, the Ball is now in the Center/Middle, Creating and Maintaining an Inward Directed Center of Gravity.

Exhibit: Section A – 5 – B

Date: 10/29/2007



INSERTED ILLUSTRATION #61 thru #66

Gravity: Inverted Universal Globe Spin Theory – 10/28/2007

William D. Short, Balderston Drive, Exton PA, USA

Specific Topic: #63 original thought, GETTING THE DIRECTIONAL ARROWS CORRECTED FOR & MAKING ALL THE CORRECTIONS FOR HOW GRAVITY ACTUALLY DOES WORK! PART 3

Exhibit: Section A – 5 – F

Date: 12/07/2007

Option Two:

The Final and Correct Illustration, this shows all the arrows pointing in the correct direction, and the clear “Inversion” that is taking place. The earth is rotating into or against the rotation of the Universal Globe. This is exactly what is needed in order to create an “Inward Directed Pulling Force”. This illustration clearly demonstrates how there would be an “Inward Directed Pulling Force” taking place towards the center of the Earth’s core, we call this gravity. You take this illustration and add it to the “Global Spin Model” and you have the type of Gravity we are used to here on Earth.

Option Three:

The Final and Correct Illustration, this shows the arrows in the correct direction and the “Un-Inversion” that is taking place in a Black Hole. It clearly demonstrates how there would be an “Outward Directed Pulling Force” taking place away from its center, with the remaining mass circling emptiness. A Black Hole in motion simply works by getting the remaining mass of the Black Hole to rotate **FASTER** than the Universal Globe. When this takes place it simply is pulled up, or if you will the spin “rides up” into the Universal Globes as it rotates. By getting the remaining mass to rotate faster than the Universal Globe you create lift! This lift creates a pulling away at the center’s core. It acts like a vacuum cleaner if you will, but from both sides. It simply sucks out the middle of the rotating mass into outer space probably creating things like asteroids.

Copyright © All Rights Reserved, 2007

INSERTED ILLUSTRATION #61 thru #66

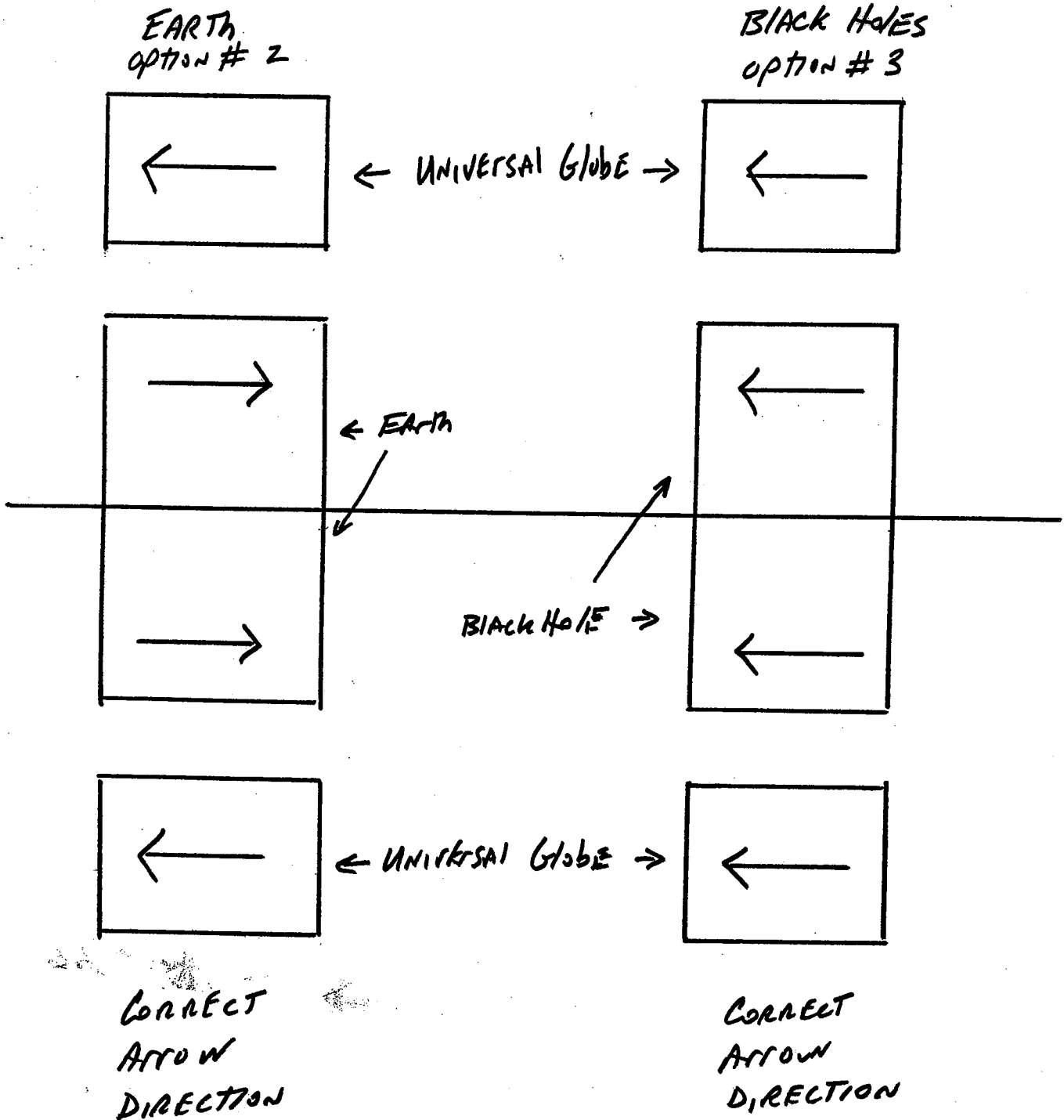
Gravity: Inverted Universal Globe Spin Theory – 10/28/2007

William D. Short, Balderston Drive, Exton PA, USA

Specific Topic: #63 original thought, GETTING THE DIRECTIONAL ARROWS CORRECTED FOR & MAKING ALL THE CORRECTIONS FOR HOW GRAVITY ACTUALLY DOES WORK! PART 3

Exhibit: Section A – 5 – F

Date: 12/07/2007



INSERTED ILLUSTRATION #61 thru #66

Gravity: Inverted Universal Globe Spin Theory – 10/28/2007

William D. Short, Balderston Drive, Exton PA, USA

Specific Topic: #65 original thought, FIGURING OUT THE RIGHT “GLOBAL SPIN MODEL” & GETTING THE ARROWS CORRECT & FINALLY MAKING ALL THE CORRECTIONS FOR HOW GRAVITY ACTUALLY DOES WORK! PART 4

Exhibit: Section A – 5 – G

Date: 12/11/2007

During a process like this one begins to try and to explain to others how an “Inward Directed Center of Gravity” works, and how the “Coriolis Effect” supports such a claim. You can see in their eyes that they are not catching on. I was working on number of model that would explain the rotating inversion that was taking place and none of them made it clear to a person who heard the idea for the first time.

Then finally it dawned on me to go to the store and buy a ball, several balls actually and mark them up. One ball would be marked up representing the Universal Globe. The ball representing the Universal Globe would have an Equator and its arrows rotating “Clockwise” above and below the Equator, or from the East going into the West and where the North is at the top of the ball. The other ball would be marked up representing the Earth. The ball representing the Earth would be marked up with an Equator and the arrows rotating “Counterclockwise” above and below the Equator, or from the West going into the East and again with the North at the top. The models which were representative of both globes illustrated perfectly the inversion that takes place.

No longer would long explanation be needed, the model representing the Earth we live on demonstrates that when the Earth rotates “Counterclockwise”, (all the arrows above the Equator and below the Equator are pointing “Counterclockwise”) and now looking down from above the Equator it clearly rotates “Counterclockwise”. Next, and without stopping the rotation, start turning the ball upside down, so now you are looking at the South Pole. What you find is that the arrows are now rotating below the Equator “Clockwise”. It is always difficult seeing things upside down, and this is proof. There you have it the “Coriolis Effect” in action.

Of course the model works for the Universal Globe as well but just as you would expect, in complete reverse. For the Universal Globe model you simply draw an Equator line on the ball, make directional arrows pointing above and below the Equator going from the East into the West or “Clockwise”, and above the Equator you will find that the Universal Globe rotates “Clockwise”, and below the Equator “Counterclockwise”.

It is helpful in both models that once you have the Equators drawn and the arrow going in the correct direction depending upon which model you are working with to put an “N” at the top of each ball representing “North” and an “S” at the bottom or underside representing “South”.

So now not only have you proven the “Coriolis Effect” but then if you were to put the ball representing the “Earth” inside the ball representing the “Universal Globe” and rotate them in the direction the arrows are pointing, (opposite each other) with both North Poles at the top you would then be illustrating the “Inward Twisting/Tightening” that is taking place over time as the Earth rotates into or against the Universal Globe, and this “Inward Tightening” creates a “Vortex Formation” as the Earth pulls inward by twisting into the Universal Globe from both the top down and the bottom up creating what we call an “Inward Directed Center of Gravity”.

Now not only can the Science Teacher explain the cause of the “Coriolis Effect” and the “Vortexes” in a Water Drains where there is no wind, but the Science Teacher can now put together a model to explain for all to see just how it works. This illustration seeks to help someone make a model.

INSERTED ILLUSTRATION #61 thru #66

Gravity: Inverted Universal Globe Spin Theory - 10/28/2007

William D. Short, Balderston Drive, Exton PA, USA

Specific Topic: #65 original thought, FIGURING OUT THE RIGHT "GLOBAL SPIN MODEL" & GETTING THE ARROWS CORRECT & FINALLY MAKING ALL THE CORRECTIONS FOR HOW GRAVITY ACTUALLY DOES WORK! PART 4

Exhibit: Section A - 5 - G

Date: 12/11/2007

