

Gravity: Inverted Universal Globe Spin Theory – 10/28/2007

William D. Short, Balderston Drive, Exton PA, USA

Specific Topic: #1 original thought, a normal “Spinning Motion” creates an “Outward Directed Pulling Force” and somehow the “Ball needs to get into the Middle” in order to create an “Inward Directed Pulling Force”.

Exhibit: Section A – 1 – A

Date: 10/28/2007

This illustration is the “very first thought” that came to my mind on the subject at hand, Gravity. If one were to simply stand in a fixed position holding on to a piece of rope, and attached to this rope is a ball, (the ball represents mass) and then if one were to simply rotate around in this fixed position, (creating a spinning motion) the clear outcome would be that an “Outward Directed Pulling Force” would be both created and maintained as long as the ball stayed in motion. This “Outward Directed Pulling Force” will increase and decrease depending upon the mass of the object along with the speed by which the person is rotating the object. The only and immediate question then that came to my mind was “**how do I get the ball in the middle in order to create and maintain an Inward Directed Center of Gravity**”, or put in other words, a Center of Gravity that would pull everything towards “Earth’s Center Core”?

What was very clear in my mind at the time was that the “Outward Directed Pulling Force” was based upon the mass of the ball and the spinning activity of the ball, and that if I could somehow get the “**Ball in the Middle**” and not away from me then an “Inward Directed Center of Gravity” would be found. It made absolutely no sense in my mind that mass possesses gravity “in and of it self”. As if in a rock there would be found an “Element of Gravity in and of itself”, or as if a feather “in and of itself” would possess an “Element of Gravity”. It was simply not logical especially when I could create the same force but in an opposite way if I were to merely stand in one place and rotate a heavy object around tied to a rope.

There is a major difference between observing the “**affects** of gravity” and “understanding the **cause** of gravity” and this was getting lost in believing that mass “in and of it self” possessed gravity. But what was logical, factual, and evident for anyone and everyone to see was that mass in motion was both creating and maintaining an “Outward Directed Pulling Force” when a person simply spins an object, and that we also all know the Earth is spinning!

The idea that a bigger object is somehow attracting a smaller object to itself because it possesses more gravity “in and of itself” made no logical sense. I could not see any factual evidence in my life to support such a claim. Then to be told that somehow we are to believe an idea without any factual evidence, and to further claim that you are unable to really test the theory because of the largeness of mass we live on, (our Planet Earth) was certainly a reach and hardly scientific.

It became in my mind a theory without any sense of reality and a reach.

Copyright © All Rights Reserved, 2007

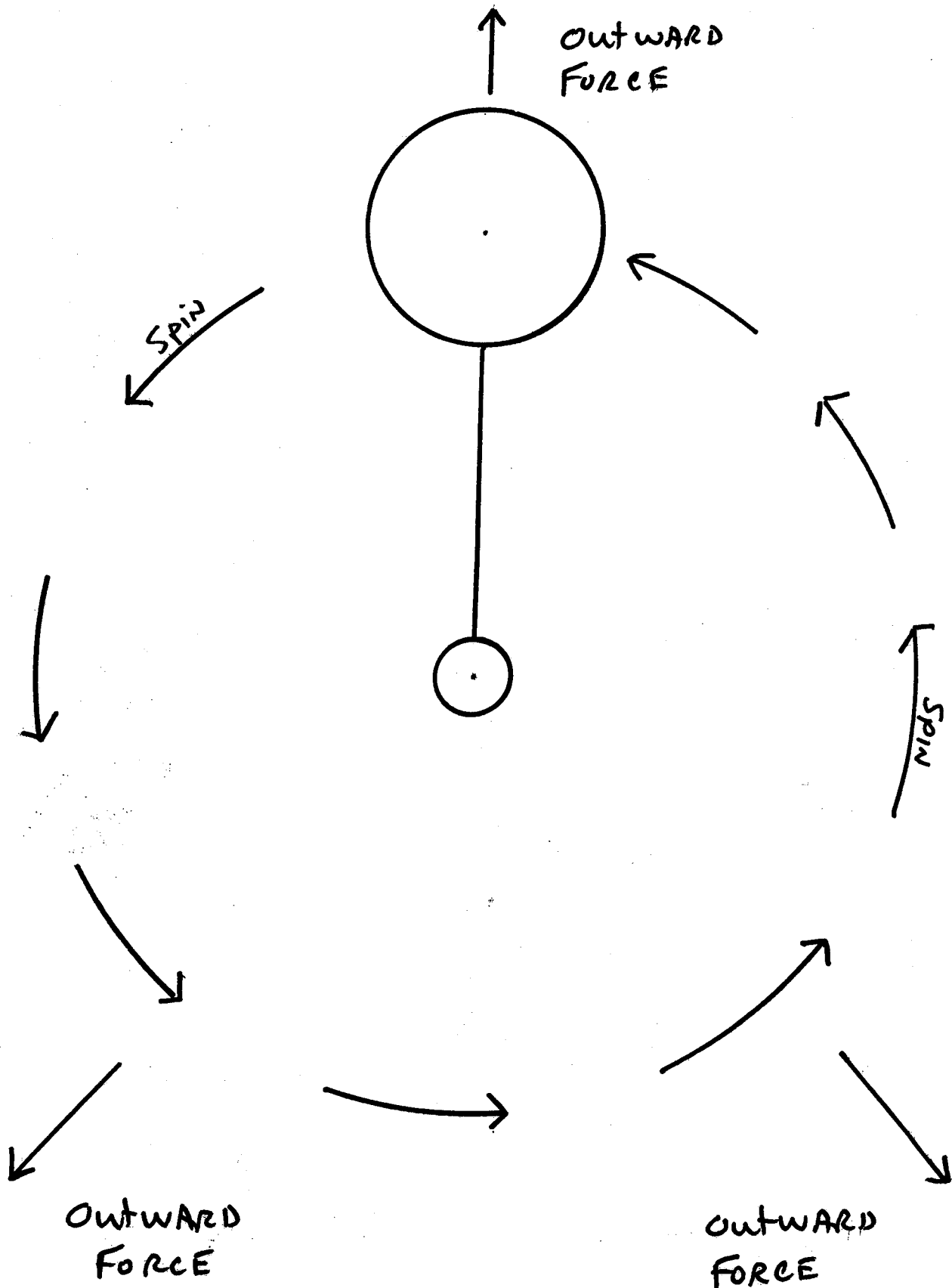
Gravity: Inverted Universal Globe Spin Theory – 10/28/2007

William D. Short, Balderston Drive, Exton PA, USA

Specific Topic: #1 original thought, a normal “Spinning Motion” creates an “Outward Directed Pulling Force” and somehow the “Ball needs to get into the Middle” in order to create an “Inward Directed Pulling Force”.

Exhibit: Section A – 1 – A

Date: 10/28/2007



Gravity: Inverted Universal Globe Spin Theory – 10/28/2007

William D. Short, Balderston Drive, Exton PA, USA

Specific Topic: #2 original thought, No Spin, No Gravity.

Exhibit: Section A – 1 – B

Date: 10/28/2007

This illustration is a continuation of the “Spin Idea”. The Earth spins, the Sun spins, but in empty space, parts of Outer Space there is no spinning taking place and there is also no gravity taking place. This is a factual observance.

Also shown here is the idea that gravity is an “Inward Directed Pulling Force”, and not an “Outward Directed Pulling Force”.

Copyright © All Rights Reserved, 2007

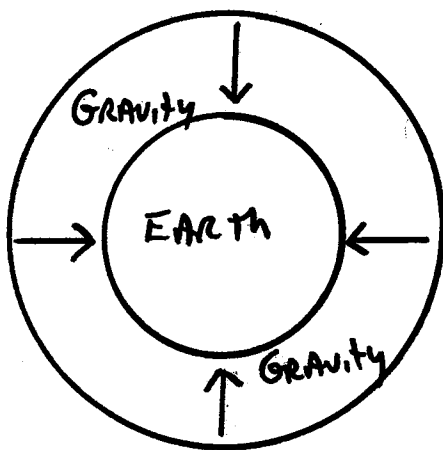
Gravity: Inverted Universal Globe Spin Theory - 10/28/2007

William D. Short, Balderston Drive, Exton PA, USA

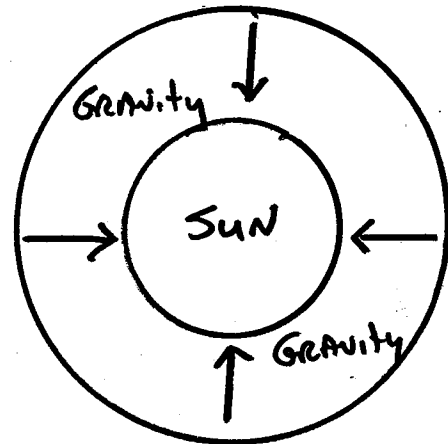
Specific Topic: #2 original thought, No Spin, No Gravity.

Exhibit: Section A - 1 - B

Date: 10/28/2007



SPACE
NO
GRAVITY



↑
NO SPIN

TURNING THEORY - ROTATION AFFECT

Gravity: Inverted Universal Globe Spin Theory – 10/28/2007

William D. Short, Balderston Drive, Exton PA, USA

Specific Topic: #3 original thought, an “Inward Directed Pulling Force” will take place when through an “Inverted Spin”.

Exhibit: Section A – 1 – C

Date: 10/28/2007

This illustration represents an idea that came to mind, that in order to “Create an Inward Directed Center of Gravity” the object in the middle must be rotating in the opposite direction of the larger object. **That somehow this is how it works!** That the force will change from an “Outward Directed Pulling Force” to an “Inward Directed Pulling Force” if the object in the middle would find itself rotating in the opposite direction of the larger object.

It was labeled as the “**Original Inverted Spin Theory**” and it was first thought that each Planet, or Sun is somehow “Spring Loaded” in order to create this inversion. While it was later reasoned and found that Stars and Planets are not “Spring Loaded” the “**Inverted Spin**” **concept was right on. The idea that there was an object inside another object moving in the opposite direction of the larger object later proved to be a correct idea and the way an “Inward Directed Center of Gravity” works!** This became the very cornerstone for figuring out, or discovering the “Inverted Universal Globe Spin Theory”. The mechanics of how it was working still needed to be figured out and even the figuring out did not fully come until December 11, 2007, when all the arrows were headed in the right direction and the “Global Spin Model” was developed. It was then that Gravity became very simple for all to understand and model for themselves.

This leap of logic; “that by placing a smaller object in the middle of a larger object, and having the smaller object travel in the opposite direction of the larger object to create an “Inward Directed Center of Gravity” is the very foundation for figuring out how to get the ball in the middle”. **An inverted spin creates an “Inward Directed Center of Gravity”, as it gets the “Ball in the Middle”.** The application or how I thought it was working at first was incorrect, but an “Inward Directed Center of Gravity” is basically an inward directed pulling force that is directed towards the center core of an object by way of an inverted spin, and that was becoming very clear in my mind.

At this point I knew what was happening, but I just could not figure out how it was happening. The major break came the next day, but all the details were not fully developed until December 11, 2007. So please keep this in mind as you review each description and illustration. I do not want to lose the sequence of events. On the other hand I do not want to confuse the readers of this document as well.

Copyright © All Rights Reserved, 2007

Gravity: Inverted Universal Globe Spin Theory – 10/28/2007

William D. Short, Balderston Drive, Exton PA, USA

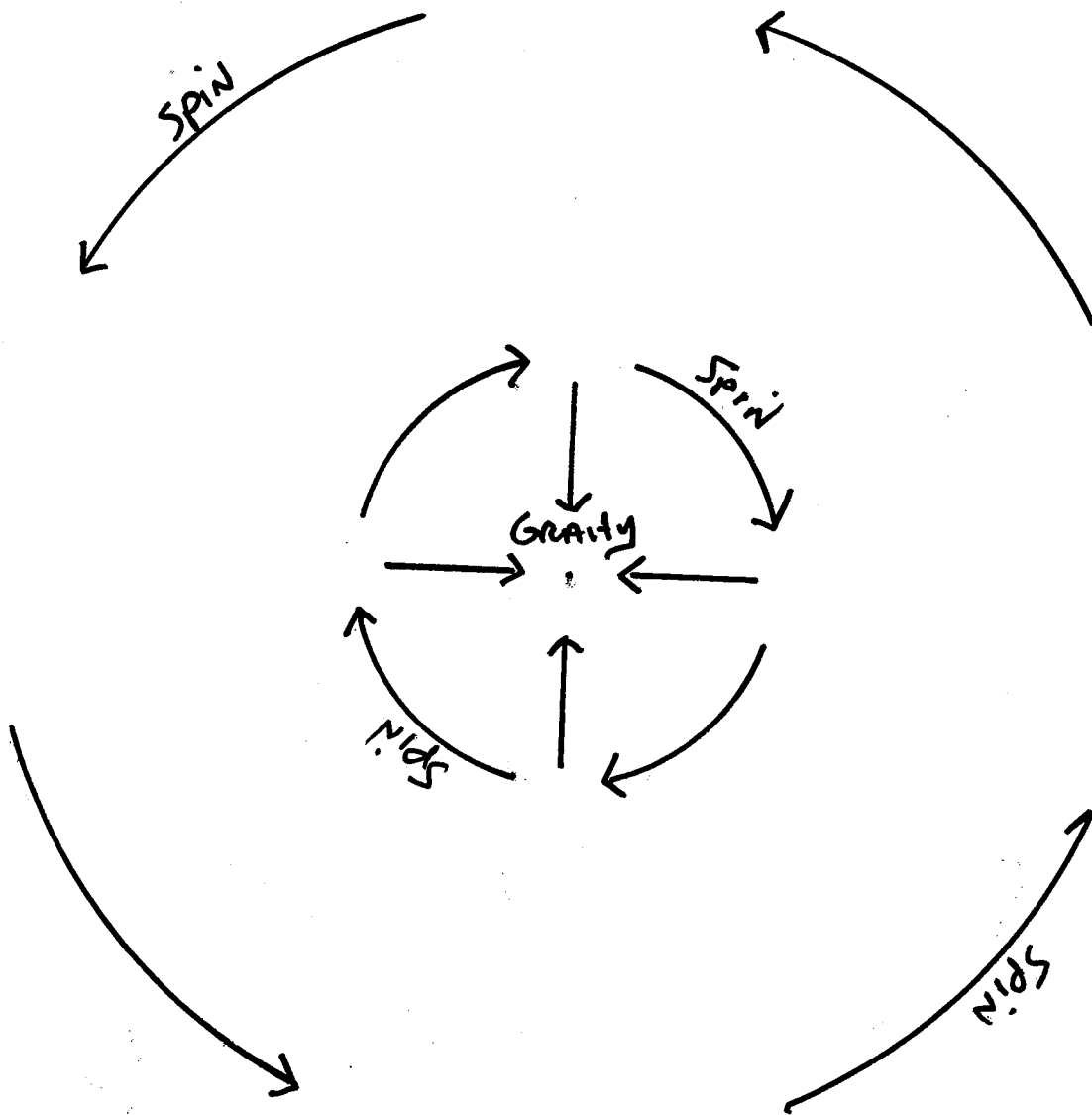
Specific Topic: #3 original thought, an “Inward Directed Pulling Force” will take place when through an “Inverted Spin”.

Exhibit: Section A – 1 – C

Date: 10/28/2007

ORIGINAL INVERTED SPIN THEORY

EACH SYSTEM - WORLD IS
AN INVERTED SPIN
SPRING LOADED



Gravity: Inverted Universal Globe Spin Theory – 10/28/2007

William D. Short, Balderston Drive, Exton PA, USA

Specific Topic: #4 original thought, ruling out a “Pull thru Theory”.

Exhibit: Section A – 2 – A

Date: 10/28/2007

This illustrates a continued process of thinking through the “Outwards, or Inward Directed Pulling Force” idea, and ways in which it could not work.

Ruling out or eliminating other possibilities was needed. The “Pull Thru Theory” does not work. It is not logical and it has no factual basis to believe that this is how it works.

Copyright © All Rights Reserved, 2007

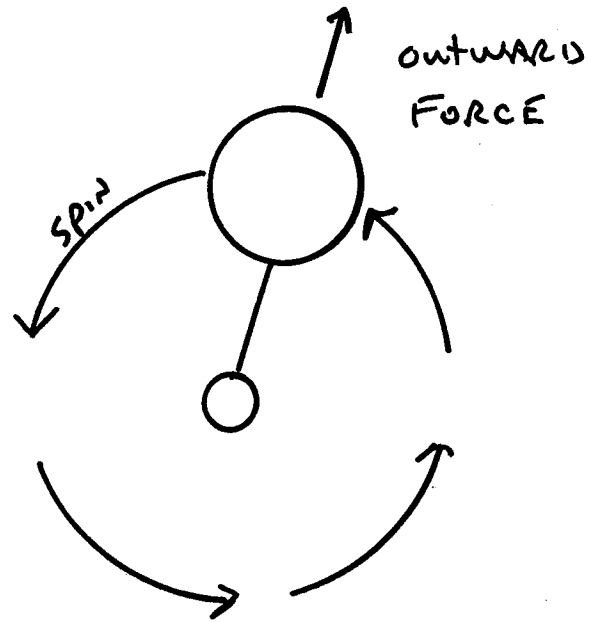
Gravity: Inverted Universal Globe Spin Theory - 10/28/2007

William D. Short, Balderston Drive, Exton PA, USA

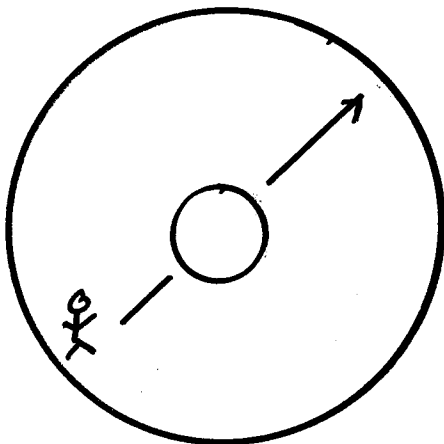
Specific Topic: #4 original thought, ruling out a "Pull thru Theory".

Exhibit: Section A - 2 - A

Date: 10/28/2007



Pull Thru Theory - DOES NOT WORK



Gravity: Inverted Universal Globe Spin Theory – 10/28/2007

William D. Short, Balderston Drive, Exton PA, USA

Specific Topic: #5 original thought, Cyclones and Water Drains to Consider, Rotating in Opposite Directions.

Exhibit: Section A – 2 – B

Date: 10/28/2007

This illustration illustrates a comment made by some other friends we had over the second night; “that above the equator Water Drains rotated one way and below the equator Water Drains rotate in the opposite direction, and that I may also want to look into Cyclones as well”.

To show you just how much I did not know at the time, all the directional arrows were drawn going in the wrong direction.

Had I known the actual direction a Water Drain rotate here on Earth at the time, I would have then shown how in the Northern Hemisphere a Water Drain rotating “Counterclockwise” and the Southern Hemisphere a Water Drain rotate “Clockwise”. I found out later that this is what is referred to as the “Coriolis Effect”.

Copyright © All Rights Reserved, 2007

Gravity: Inverted Universal Globe Spin Theory – 10/28/2007

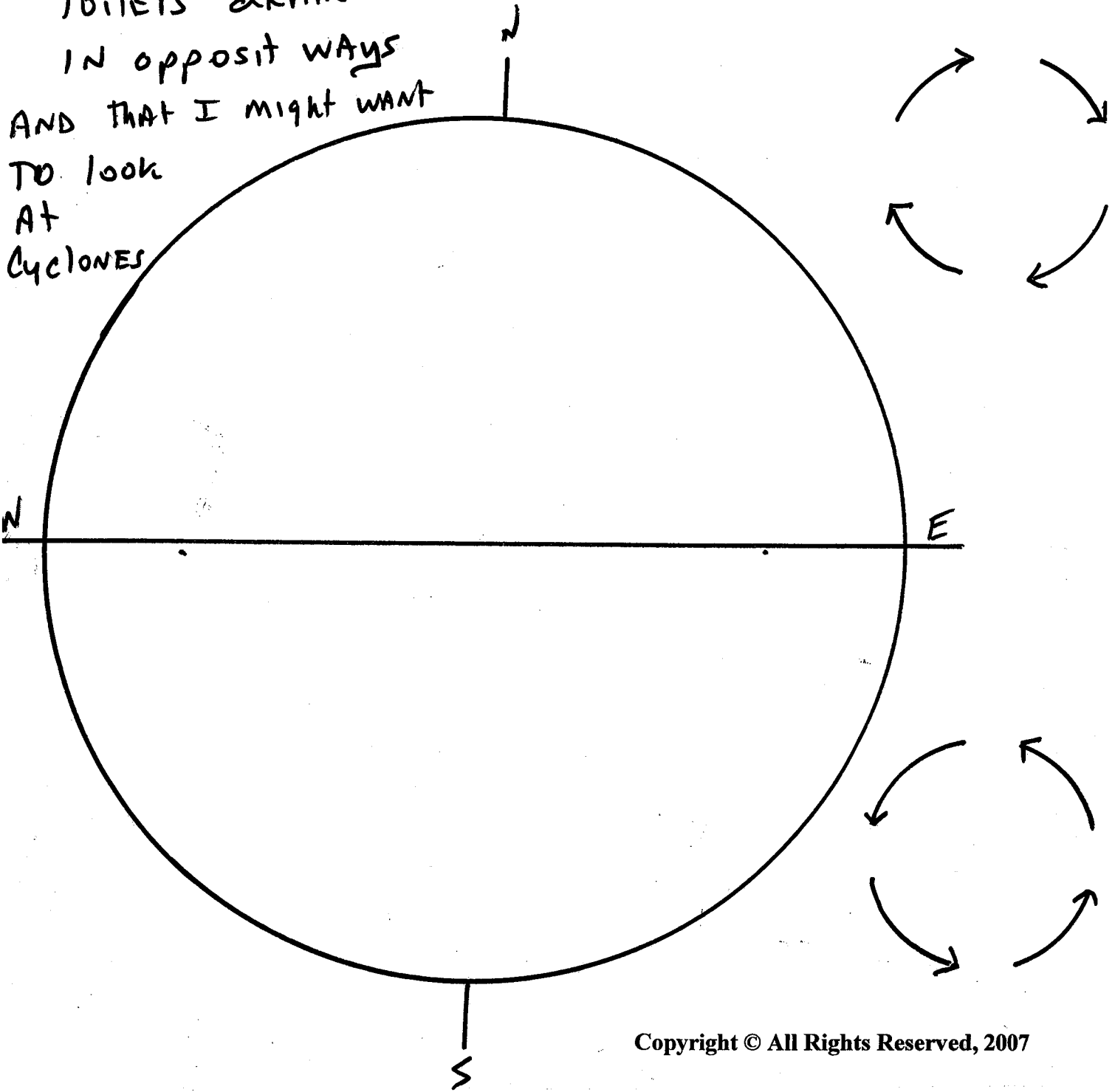
William D. Short, Balderston Drive, Exton PA, USA

Specific Topic: #5 original thought, Cyclones and Water Drains to Consider, Rotating in Opposite Directions.

Exhibit: Section A – 2 – B

Date: 10/28/2007

WAS TOLD BY A FRIENDS
THAT BELOW EQUATOR
TOILETS DRAIN
IN OPPOSITE WAYS
AND THAT I MIGHT WANT
TO LOOK
AT
CYCLONES



Gravity: Inverted Universal Globe Spin Theory – 10/28/2007

William D. Short, Balderston Drive, Exton PA, USA

Specific Topic: # 6 original thought, Discovery Found, Our Earth is inside a rather large Universal Globe that is spinning in the Opposite Direction our Earth is spinning, and this is creating and maintaining an “Inward Directed Center of Gravity”, WOW!

Exhibit: Section A – 3 – A

Date: 10/29/2007

This illustrates the Discovery that an “Inward Directed Pulling Force”, an “Inward Directed Center of Gravity” is created and maintained on Earth by the Earth spinning inside a very large Universal Globe, and that this Universal Globe must logically be spinning in the very opposite direction the Earth is spinning for an “Inward Directed Center of Gravity” to take place.

It is the most primitive of drawings. The arrows representing the Universal Globe as well as the Earth and the Sun were later found to be going in the wrong direction. It was later that it was realized that the Earth and the Sun rotate from the West into the East, or “Counterclockwise”. Therefore the Universal Globe must therefore logically be rotating from the East into the West, or “Clockwise” in order to create and maintain an “Inward Directed Center of Gravity” on an on going basis here on Earth.

In addition it was also first thought that Earth’s North would point towards the Universal Globe’s “True North”, and later it was found that this was not to be the logical case. Later it was reasoned that it would only be required for them to be parallel at all times with each other.

So you are driving to work in your car as you have this idea pop into your mind, “that our Earth is inside a Universal Globe and that the Earth is rotating in the opposite direction of the Universal Globe”. You see this picture in you mind for the first time, and you think six thoughts in the span of about ten seconds, (1) the “Ball is now in the Middle”, WOW, (2) what a Big Picture to see, WOW (3) could I be the only person who sees this, and what if I die on the way to work and the idea die with me? (4) this whole thing is absolutely crazy (5) but it makes perfect sense, it rings of truth (6) it is the only way it could work the more I think about it (7) and finally... why me?

The idea of how gravity works never even came into my mind until three days ago.

Copyright © All Rights Reserved, 2007

Gravity: Inverted Universal Globe Spin Theory – 10/28/2007

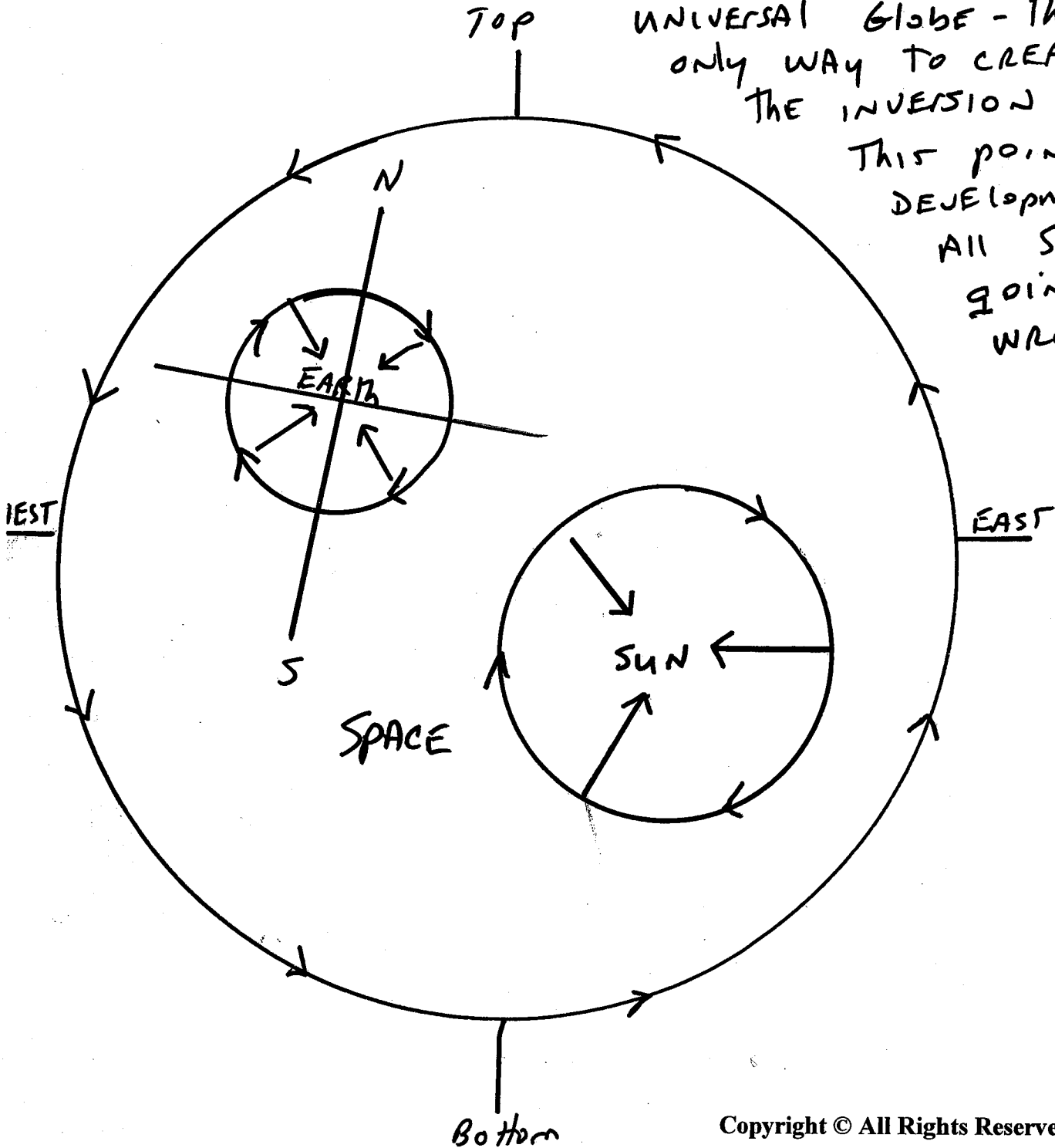
William D. Short, Balderston Drive, Exton PA, USA

Specific Topic: # 6 original thought, Discovery Found, Our Earth is inside a rather large Universal Globe that is spinning in the Opposite Direction our Earth is spinning, and this is creating and maintaining an "Inward Directed Center of Gravity", WOW!

Exhibit: Section A – 3 – A

Date: 10/29/2007

Monday morning on way
to work it came to me
we are inside a
universal globe - the
only way to create
the inversion - at
this point of
development
all spins are
going the
wrong way



Gravity: Inverted Universal Globe Spin Theory – 10/28/2007

William D. Short, Balderston Drive, Exton PA, USA

Specific Topic: #7 original thought, Side View, Right Direction of Arrows, we are Fractal of a much Bigger Universe. There must be a Universal True Axis as well.

Exhibit: Section A – 5 – A

Date: 10/29/2007

This drawing illustrates that above the equator it was found that storms (Cyclones, Typhoons, and Hurricanes) rotate in a “Counterclockwise” direction, and that below the equator storms rotate in a “Clockwise” direction. This has been described as the “Coriolis Effect”.

This was the beginning of gathering factual evidence in support of an “Inverted Universal Globe Spin Theory”.

Our Earth’s spinning into or against a Universal Globe’s spin is creating this phenomenon.

This drawing will also show the correct direction of the Earth’s rotation as well as the Universal Globe’s rotation.

Originally it was thought that our North Star must point towards the Universal Globe’s True North, later this idea was found out not be logically the case, but only that it must remain parallel at all times.

It is logically reasoned to believe that the Universal Globe would be on Axis and it would be the “True Axis”, this logical belief still remains to be correct.

What was also logically realized at this point is was that our Earth is just fractal of a much bigger Universe. In other words, we have a North, as would the Universal Globe. We are round as would the Universal Globe. We have an East and a West as would a Universal Globe. Fractals are all around us, and they are found in our Universe as well. This is accepted Science.

Copyright © All Rights Reserved, 2007

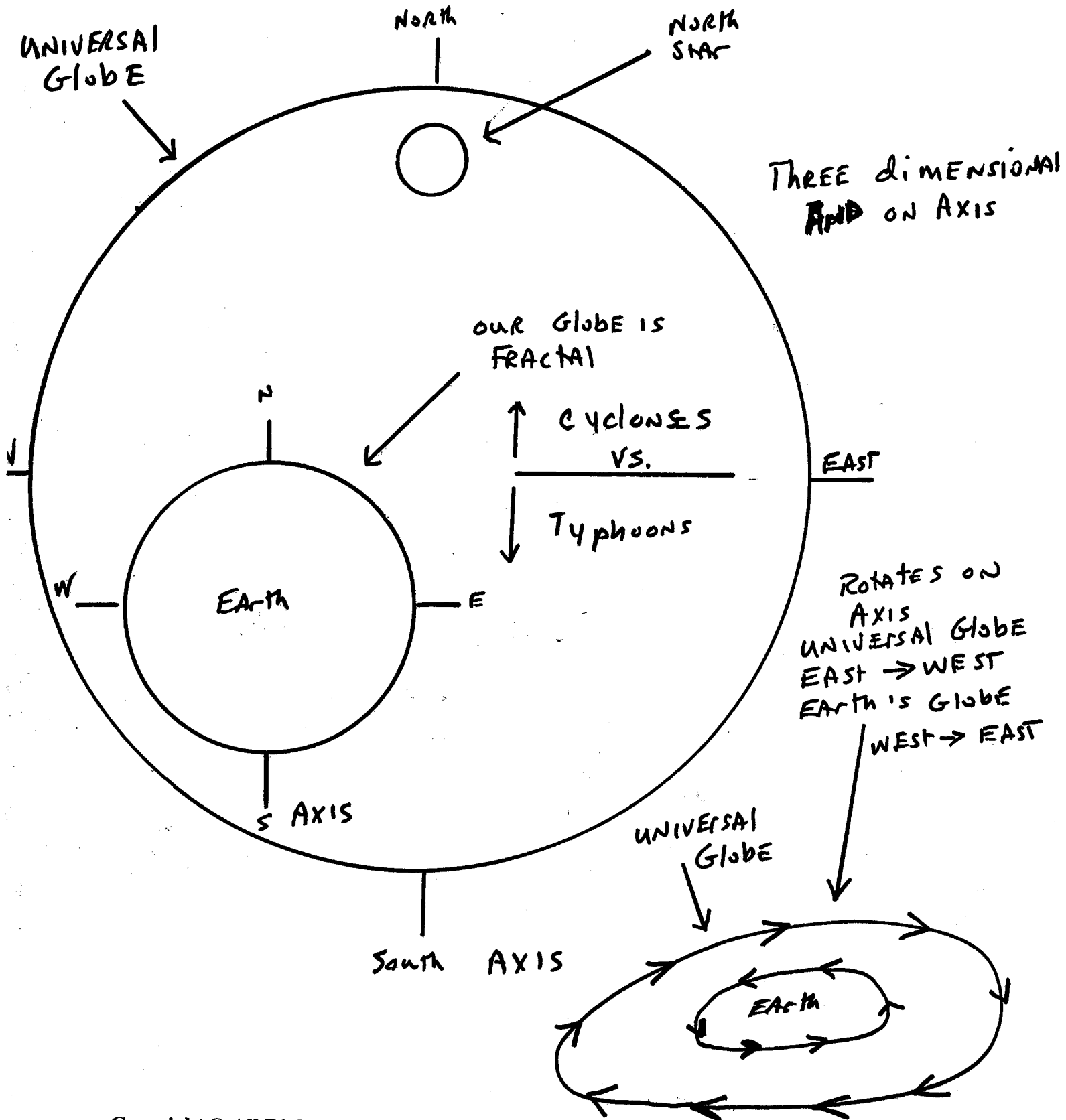
Gravity: Inverted Universal Globe Spin Theory - 10/28/2007

William D. Short, Balderston Drive, Exton PA, USA

Specific Topic: #7 original thought, Side View, Right Direction of Arrows, we are Fractal of a much Bigger Universe. There must be a Universal True Axis as well.

Exhibit: Section A - 5 - A

Date: 10/29/2007



Gravity: Inverted Universal Globe Spin Theory – 10/28/2007

William D. Short, Balderston Drive, Exton PA, USA

Specific Topic: #8 original thought, the Ball is now in the Center/Middle, Creating and Maintaining an Inward Directed Center of Gravity.

Exhibit: Section A – 5 – B

Date: 10/29/2007

This drawing is simply an illustration of getting the “Ball in the Middle”, which is creating and maintaining an “Inward Directed Pulling Center of Gravity”.

Later this idea would be developed, but essentially the idea is made, the “Pulling Force” is now towards the center, and it keeps our feet on the ground.

Copyright © All Rights Reserved, 2007

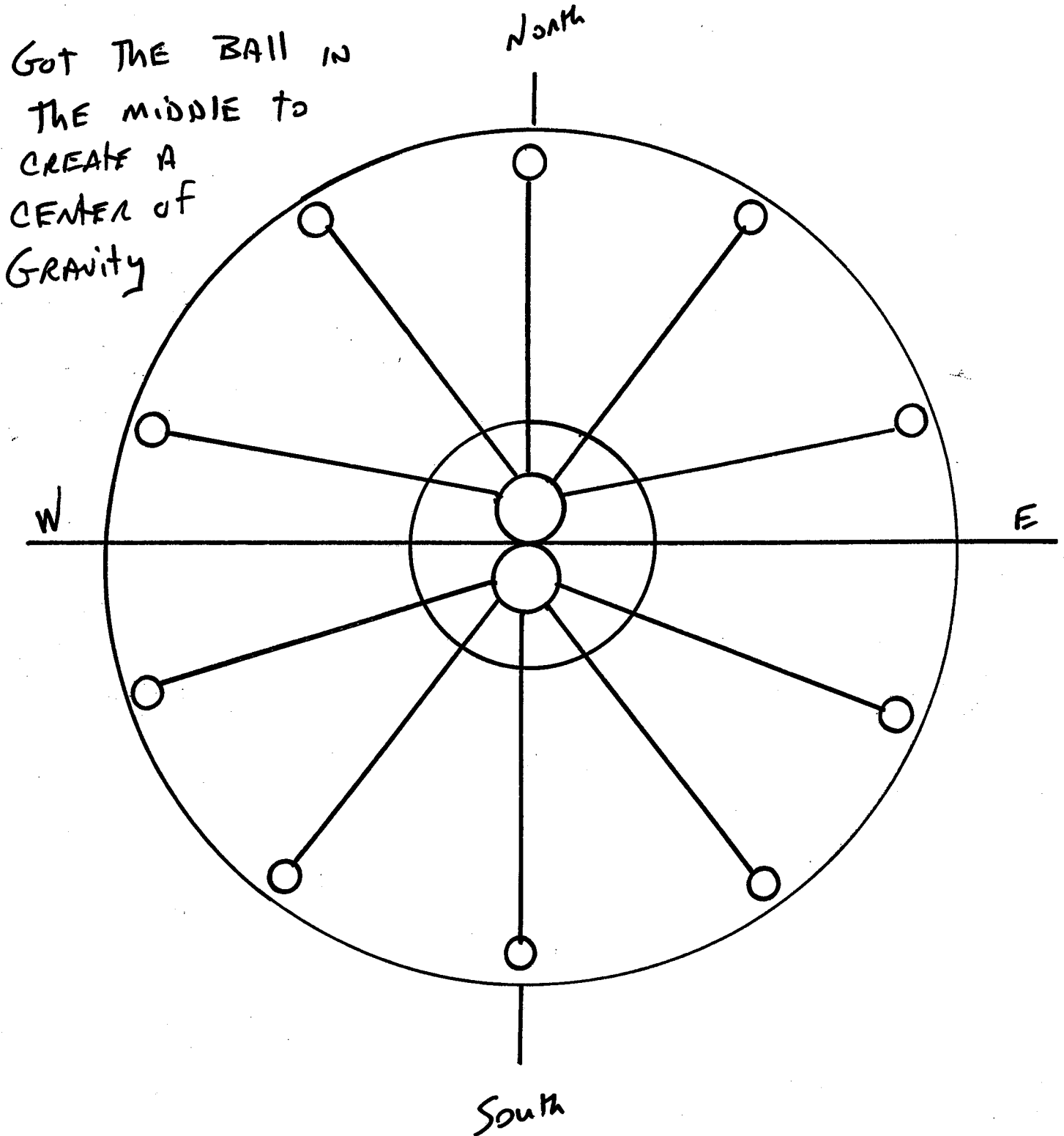
Gravity: Inverted Universal Globe Spin Theory – 10/28/2007

William D. Short, Balderston Drive, Exton PA, USA

Specific Topic: #8 original thought, the Ball is now in the Center/Middle, Creating and Maintaining an Inward Directed Center of Gravity.

Exhibit: Section A – 5 – B

Date: 10/29/2007



Gravity: Inverted Universal Globe Spin Theory – 10/28/2007

William D. Short, Balderston Drive, Exton PA, USA

Specific Topic: #9 original thought, Jar Illustration, How Gravity was thought to first works. See the inserted illustration #61 thru # 66 for the correction made on the direction of the arrows, and the correct model, the “Global Spin Model”.

Exhibit: Section A – 5 – C – Page 1

Date: 10/29/2007

This illustration has some merits in figuring out an “Inward Directed Pulling Force” or an “Inward Center of Gravity”. It was one of the illustrations I really struggled with. Do I keep it in or take it out? The “Global Spin Model” is the correct model so you can completely ignore this model. All the arrows are pointing in the correct direction in the “Global Spin Model”. It is one of the examples in the process of developing this theory where an incorrect idea would later lead me down the road to the right model.

This drawing, the “Jar Illustration” was thought to answer the question from a model standpoint of just how gravity works from both a “top down to the center”, and a “bottom up to the center”, (the North Pole down, and the South Pole up). An “Inward Directed Pulling Center of Gravity” takes place though an “Inverted Spin”, which is where the one smaller global object finds itself inside a larger global object, and where both global objects are rotating in different directions. This inward directed pulling force gets created and is maintained towards the center of the one smaller global object as it rotates in the opposite direction inside the much larger global object. The smaller object here is creating the inversion, and this is very important to remember. It works the same way a jar would work if it found itself between two lids. As the jar turns itself into the two lids it creates an “Inward Directed Pull”, an “Inward Directed Center of Gravity” in the shape of a Vortex from both ends! One could say from the North Pole and the South Pole to the center of the Earth. In this illustration the lids are not tightening down, (the Earth is not getting squeezed from both ends or else we would all be pressed against the Earth and be unable to move) rather it is a twisting into the lids which is creating an “inward directed pulling force” that is taking place, and this “inward directed pulling force” is keeping our feet on the ground as the Earth keeps rotating. **Nothing is incorrectly stated here except the directions of the arrows in the diagram representing the Southern Hemisphere of the Earth and the Southern Hemisphere of the Universal Globe. The “Global Spin Model” corrects for this and demonstrates exactly how an “Inward Directed Center of Gravity” is created and maintained.**

In this illustration from the “top side down to the center” the lid of the jars would have threads. The threads are representing the spinning or the rotation activity in this illustration. These threads than would be cut going from the East into the West, or “Clockwise”. The jar itself would have threads as well, (it too is spinning or rotating) but they would be cut going from the West into the East in order to turn into the lid of the jar, or “Counterclockwise” above the Equator. The twisting into each other, (jar into the lid) will causes an inward pulling down affect or an inward directional pulling force as the draw is geared towards the center of the jar in the shape of a vortex.

Sounds simple enough, well if one were to take this same jar and put a lid on the bottom, then in order for the jar to receive a lid it would need to rotate or be cut in the in the opposite direction. The lid of the jar at the bottom would need to be cut going from the West into the East, or “Counterclockwise” and the jar itself would need to be cut going from the East into the West, or “Clockwise” in order to twist into the bottom lid. It is the only way it can work or else the bottom lid would just un-screw itself, (please see next illustration to make the point), and if you were to now turn the whole jar upside down you are back to where the jar is cut “Counterclockwise” again, a mirror image, just upside down. The end result is that an inward directional pulling force of center of gravity from both polar caps is created as our global Earth keeps rotating itself into this larger global object, a larger global object that is rotating in the opposite direction. **Nothing is incorrectly stated here except the directions of the arrows in the diagram. It still works when the arrows are all going in the right direction as demonstrated in the correct model, the Global Spin Model”.**

Gravity: Inverted Universal Globe Spin Theory – 10/28/2007

William D. Short, Balderston Drive, Exton PA, USA

Specific Topic: #9 original thought, Jar Illustration, How Gravity was thought to first works. See the inserted illustration #61 thru #66 for the correction made on the direction of the Arrows.

Exhibit: Section A – 5 – C – Page 2

Date: 10/29/2007

This illustration has merit in the outcome of an “Inward Directed Pulling Force” an “Inward Center of Gravity”. It was one of the illustrations I struggled with. Do I keep it in or take it out?

One can experience in part the very same illustration without a jar by simply taking your right hand and placing it palms down. Then while rotating your hand in a “clockwise direction” with your palm down, you then keep rotating your hand around now until your right hand is now facing right side up, or palm up. You will find that the same hand that started off rotating “clockwise” as your palm was facing down is now rotating “counterclockwise” as you turned your hand upside down thru the rotation, (the palm of your hand now facing right side up). If you did it right, (you did not stop your rotation, and you did not switched directions in the rotation of your hand at anytime), you will find yourself having gone from a “clockwise rotation” to a “counterclockwise rotation” with the same hand as it seeks to **“continuously rotate in a global way”**. Your hand in this illustration represents the lid of the jar which represents the participation of the Universal Globe, the larger object. Simple enough that even a six grader could understand and demonstrate.

Again, these were some original thoughts that got corrected for later. You can review the “Global Spin Model” to understand exactly how an “Inward Directed Pulling Force” works.

Copyright © All Rights Reserved, 2007

Gravity: Inverted Universal Globe Spin Theory - 10/28/2007

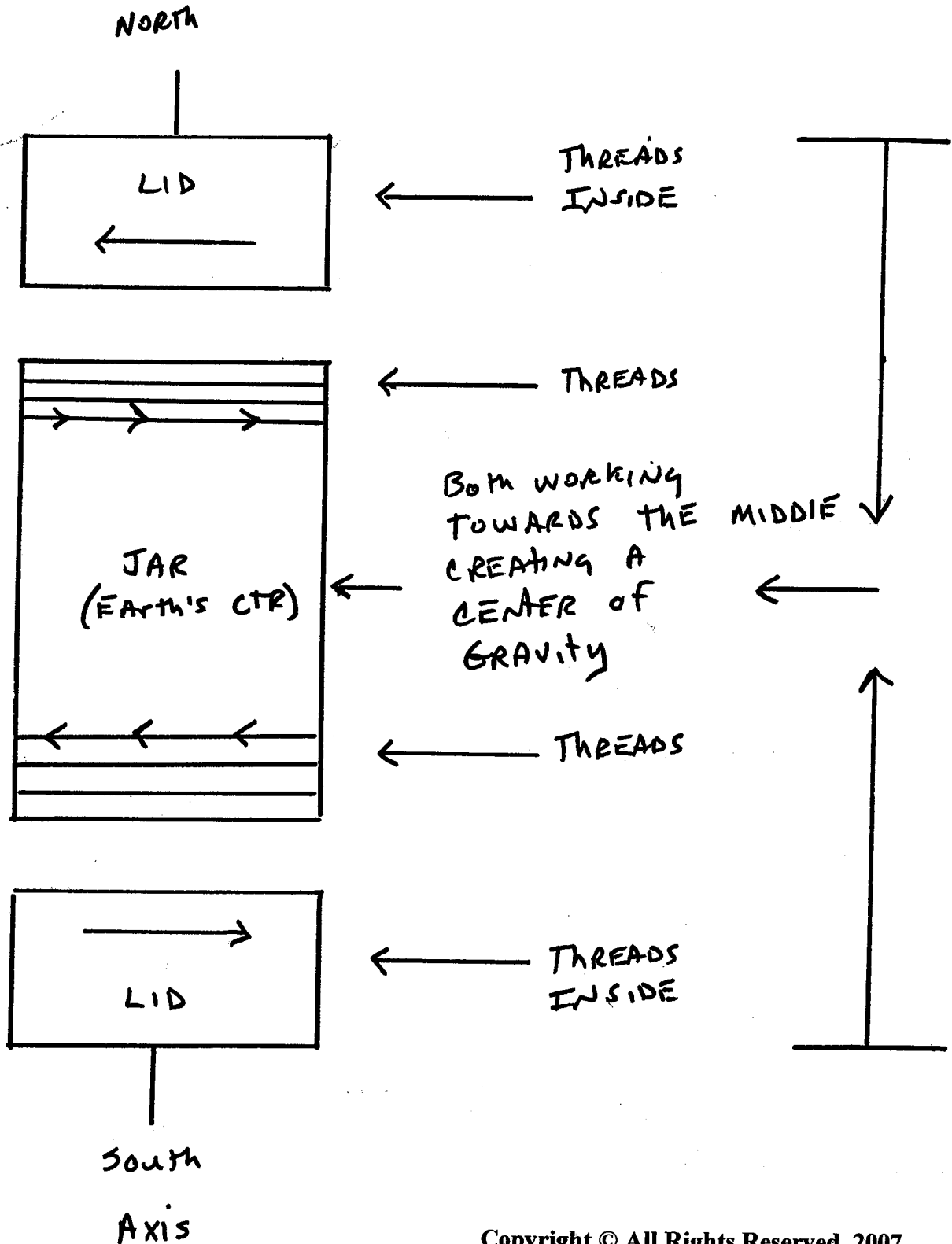
William D. Short, Balderston Drive, Exton PA, USA

Specific Topic: #9 original thought, Jar Illustration, How Gravity was thought to first works. See the inserted illustration #61 thru # 66 for the correction made on the direction of the arrows, and the correct model, the "Global Spin Model".

Exhibit: Section A - 5 - C - Page 1

Date: 10/29/2007

JAR Illustration



INSERTED ILLUSTRATIONS #61 thru #66

Gravity: Inverted Universal Globe Spin Theory – 10/28/2007

William D. Short, Balderston Drive, Exton PA, USA

Specific Topic: #61 original thought, GETTING THE DIRECTIONAL ARROWS CORRECTED FOR & WORKING OUT THE FINAL WAY IN WHICH GRAVITY ACTUALLY DOES WORK!

PART 1

Exhibit: Section A – 5 – D

Date: 12/07/2007

These next several illustrations #61 thru #66 dated in December of 2007 will be a series of illustrations that will correct for the directional arrows used in the “Jar Illustration”. There is still value and a lot of underlying truth in the “Jar Illustration” and it demonstrates the conclusion of how gravity works, but the mechanics or the direction the arrows are rotation as shown in the “Jar Illustration” were incorrect for the “Southern Hemisphere” of our Earth and the bottom part representing the Universal Globe. In fact once you see the correct mechanics or the correct directional arrows for both the “Southern Hemisphere” and the bottom part representing the Universal Globe the way gravity works will become much easier to understand. For some reason my mind focused upon the outcome of an “Inward Directed Pulling Force”, the “Inversion” that was taking place. If I has not made some of the mistakes I did the whole discovery process would have been a much easier process, but that was no the course I took.

I have kept these previous sections in because they were the path I took to get to this illustration, and they do a good job at describing the affects of gravity, the “inward directed pulling force” that is taking place.

So here we go.

At 3 am on December 7, 2007 it dawned on me that while I knew the inversion was taking place and that it was creating an ‘Inward Directed Pulling Force’, an “Inward Directed Center of Gravity” the direction of arrows for the bottom part of the Earth’s rotation, the ”Southern Hemisphere” and the bottom part representing the Universal Globe were not going in the right direction, and yet I was getting the results I believed were actually taking place, an “Inward Directed Pulling Force” from the cap of our South Pole up to the core of our Earth.

Once I corrected for this error, (the directional arrows representing the rotation of the “Southern Hemisphere and the Universal Globe) and had them going it the right direction, (please see illustration) not only did everything become very clear and correct from a technical standpoint, but it confirmed that we really are in Universal Globe, and that the “Inverted Universal Globe Spin Theory” clearly works as it creates a clear inversion and the Earth’s “Inward Directed Center of Gravity”. It also clarified clearly how Black Hole’s worked as well, they produce an “Outward Directed Pulling Force”. It all came together.

The inversion was clear and an “Inward Directed Pulling Force” was clearly taking place on Earth with the “Coriolis Effect”, and Vortexes in both Storms and Water Drains confirming the spiral direction of gravity! Not only that, but “Black Holes” became mechanically very understandable. Physically now it all worked, and another WOW came to mind!

This illustration shows the arrows in the right direction and the “Inversion” that is taking place which is creating an “Inward Directed Pulling Force” or an “Inward Directed Center of Gravity” here on Earth, and an “Outward Directed Pulling Force” or “Outward Directed Center of Gravity” found in Black Holes. Gravity “Inward” or “Outward” is found though global objects that are rotating inside a rotating Universal Globe. Gravity is taking place when a smaller global object rotates within a larger rotating global object.

Copyright © All Rights Reserved, 2007

INSERTED ILLUSTRATIONS #61 thru #66

Gravity: Inverted Universal Globe Spin Theory - 10/28/2007

William D. Short, Balderston Drive, Exton PA, USA

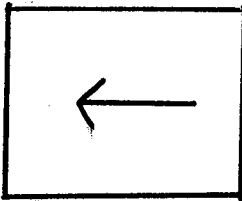
Specific Topic: #61 original thought, GETTING THE DIRECTIONAL ARROWS CORRECTED FOR & WORKING OUT THE FINAL WAY IN WHICH GRAVITY ACTUALLY DOES WORK!

PART 1

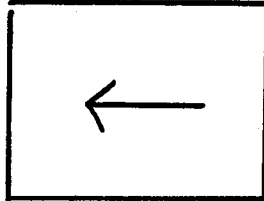
Exhibit: Section A - 5 - D

Date: 12/07/2007

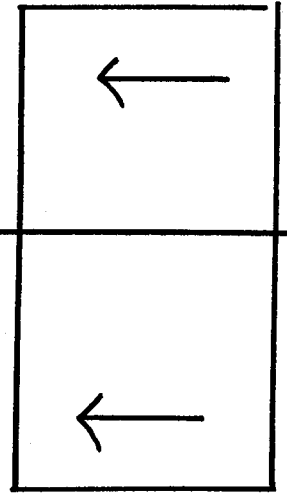
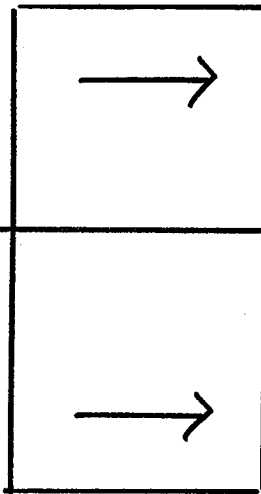

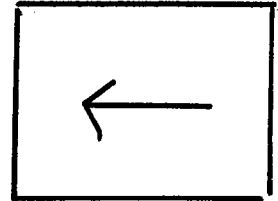
JAR Illustration
EARTH - BEFORE



Global Spin
MODEL
EARTH - AFTER



Global Spin
MODEL
BLACK HOLES - AFTER



WRONG!

CORRECT

CORRECT